



## Quick Start Guide

For best performance, use Chrome browser to access Uwill

1

### Create a profile

Create your account using your school email and current location in the [Uwill platform](#).

#### Register to join Uwill

As part of Uwill

[Basic Information](#) > [Profile Information](#) > [Finish](#)

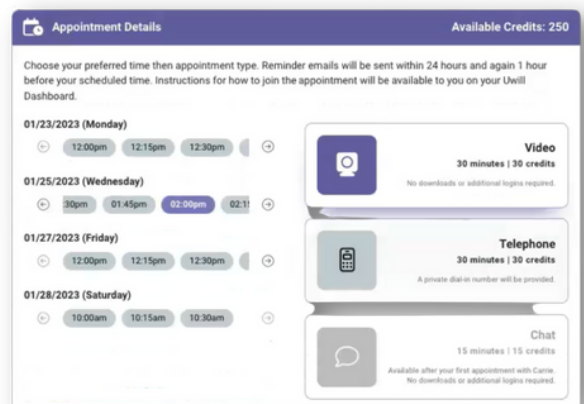
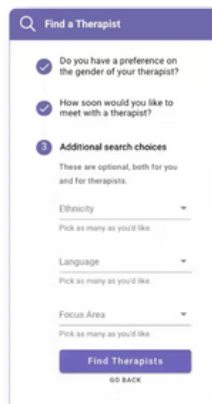
2

### Find a therapist and schedule an appointment

Match with an available licensed counselor based on your needs and preferences.

Select the day and time that works best for your schedule.

Select the modality - video, phone, chat, and message options available. Your first appointment must be by video or phone.

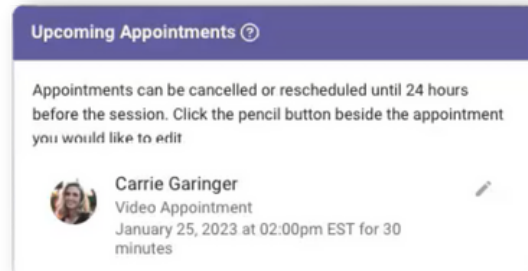


3

### Connect with a counselor

You will receive an email reminder prior to your scheduled appointment.

Access your appointment through the link in the email reminder, or visit the Uwill platform to begin your appointment.



\* (833) 969-3998 Customer Service

\* (254) 710-2467 Baylor Counseling Center

\* **Be aware: NO CREDITS NEEDED TO MAKE AN APPOINTMENT.**